

Balanced Fund

Fund Overview

Fund Assets Under Management

\$19.99mil

Annual Investment Management Costs

Please contact the Foundation office or your local representative for more information regarding fees and investment management costs.

Description

The objective of the portfolio is to seek competitive market returns so as to preserve the purchasing power of the funds to meet the charitable needs of the Foundation.

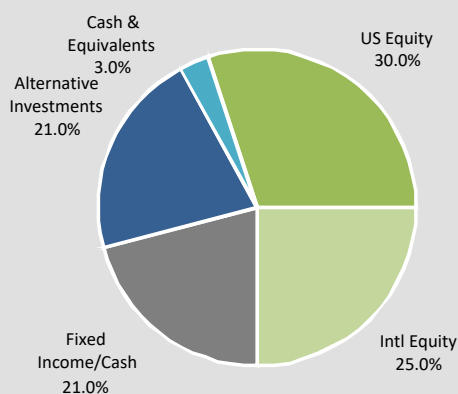
About Performance

The investment results depicted herein represent historical Net performance after the deduction of investment management costs.

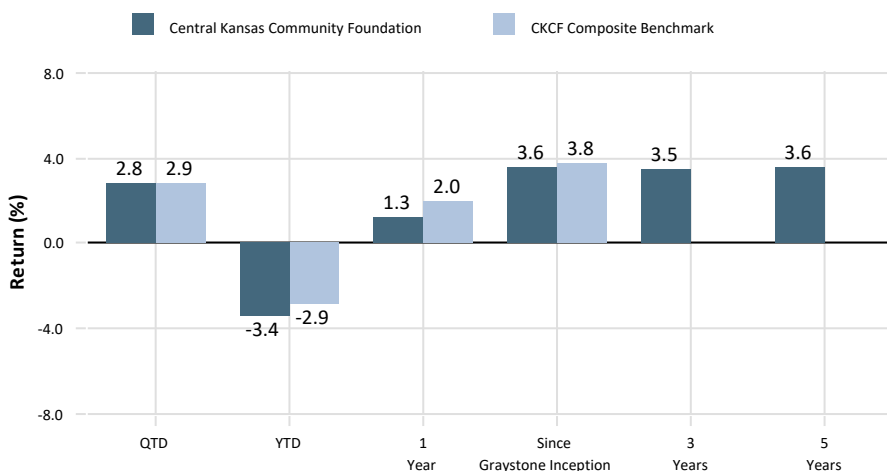
Annual, cumulative and annualized total returns are calculated assuming reinvestment of dividends and income plus capital appreciation. Performance for periods greater than one year is annualized. The performance data presented has been prepared by the fund or its sponsor.

Past performance is not a guarantee of future results.

Target Asset Allocation

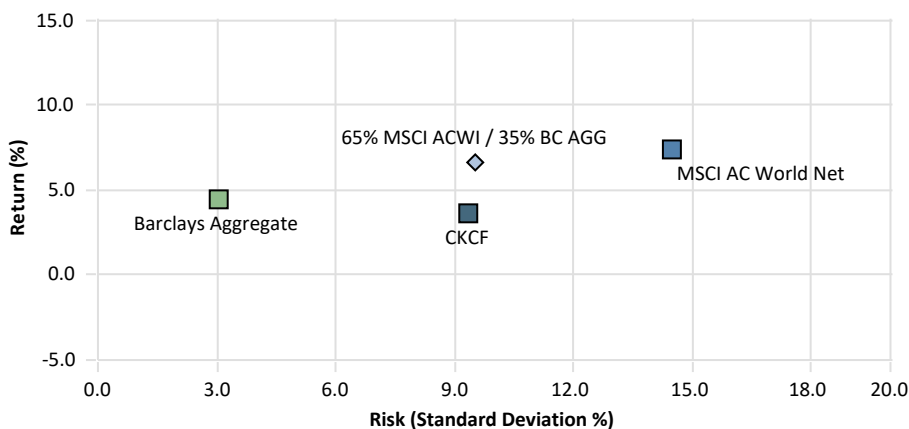


Multi-Period Performance Analysis



	QTD	YTD	1 Year	Since Graystone Inception	3 Years	5 Years
Central Kansas Community Foundation	2.84	-3.40	1.27	3.58	3.52	3.62
CKCF Composite Benchmark	2.87	-2.85	2.05	3.77	N/A	N/A
MSCI AC World Net	5.29	-1.29	7.20	7.05	6.99	7.37
Barclays Aggregate	1.49	7.72	10.12	5.54	5.69	4.47

5 Years Risk / Return Performance Analysis



	Return	Standard Deviation	Sharpe Ratio	Maximum Drawdown	Alpha	Beta
Central Kansas Community Foundation	3.62	9.46	0.30	-15.02	-2.62	0.97
Barclays Aggregate	4.47	3.12	1.06	-3.28	4.21	0.04
MSCI AC World Net	7.37	14.66	0.48	-21.37	-2.20	1.52
65% MSCI ACWI / 35% BC AGG	6.62	9.61	0.60	-13.22	0.00	1.00

Information Disclosures: The underlying data has been obtained from sources the Foundation believes to be reliable but we do not guarantee their accuracy, and any such information may be incomplete or condensed. This evaluation is for informational purposes only and is not intended to be an offer, solicitation, or recommendation with respect to the purchase or sale of any security or a recommendation of the services supplied by any money management organization.

Further information, including current Portfolio size, performance, fees, and information pertaining to underlying holdings & investments, can be obtained from the Foundation office by contacting Angie Tatro, Executive Director, at 316-283-5474 or via email at angie@centralkansascf.org,

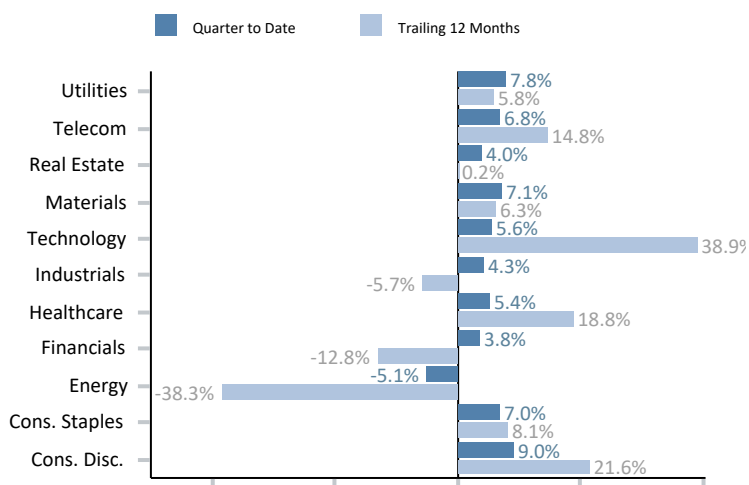
Central Kansas Community Foundation
301 N Main, Suite 200
Newton, KS 67114



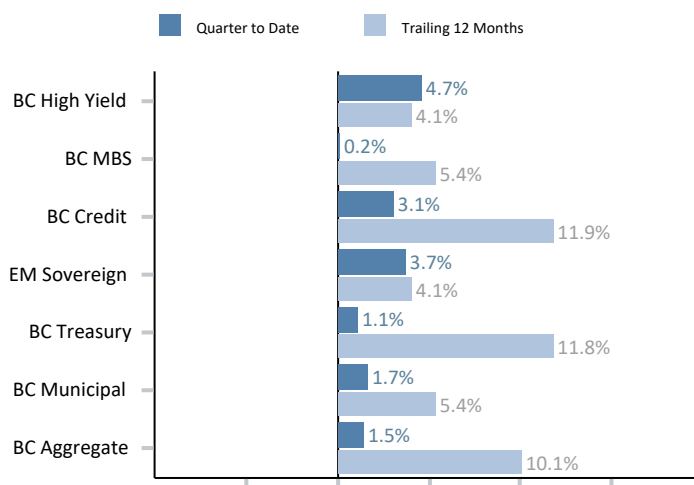
Market Commentary

After the S&P 500's 20% decline in 1Q20 marked the index's worst quarter since the Financial Crisis, the 2Q20 20% rally marks the index's strongest quarter in 22 years. While the first quarter financial markets sold off sharply as what turned into the COVID-19 pandemic wreaked havoc on the global economy, the second quarter has seen financial markets stabilize and recover as policy makers globally are acting to address the economic risks posed by the pandemic. While health crisis likely remains far from over, markets have recovered as it appears the worst of the economic damage may be behind us. While March and April were characterized by a stunning decline in economic activity and a spike in unemployment, green shoots were apparent across much of the economic data reported in May and June, as lockdowns receded and the "re-opening" of the economy has driven an initial recovery across many sectors of the US. As a result, equity markets have rallied ahead of what could be a potential return to growth for the economy in the second half of the year, after a sharp and swift recession in the first half of 2020.

S&P 500 Sector Performance



Bond Market Performance



Equity Markets Commentary

The S&P 500 completely reversed course in the second quarter despite entering a recession in 2Q. Equities rallied 20.5% on the quarter, following a quarter in which they lost -19.6%. Global equities rallied significantly as the spread of the COVID-19 virus slowed and record fiscal and monetary policy supported financial markets. All sectors of the S&P 500 went from being in the red in the first quarter to all being green in the second. Energy outperformed amid a tick up in demand for oil with WTI rallying 94% in Q2 despite briefly going negative in April. Tech, Energy, and Consumer Discretionary were the top-performing sectors, laggards included Financials, Consumer Staples, and Utilities.

International equities underperformed the US slightly on the quarter despite actually outperforming over the month of June. The MSCI EAFE Index rose 15.1% while the MSCI Emerging Markets Index rose 18.2% for the quarter.

Fixed Income Markets Commentary

The bond market was positive for a consecutive quarter, outperforming on an absolute but not a relative basis, as investors took on risk in 2Q. The Federal Reserve has committed to keeping its policy rate at 0%-0.25% until at least 2022, and has also provided support to fixed income markets through asset purchases, with the Fed's balance sheet having grown to over \$7 trillion during the quarter, up from just over \$4 trillion at the start of the year. Interest rates remained zero-bound, as yield on the 10-year US Treasury note remained range-bound closing the quarter at 0.66% from 1.92% at the end of 2019. The shortest end of the curve fell in 1Q as the Fed cut their Fed funds target rate, with the yield on 3-month Treasury bills falling to 0.13% as of Q2 from 1.54% at the start of the year. Riskier parts of the bond market such as US high yield debt gained the most in the second quarter, buoyed by the market's risk-on sentiment. Mortgage-backed continued to show slight gains in the second quarter.

Information Disclosures: The underlying data has been obtained from sources the Foundation believes to be reliable but we do not guarantee their accuracy, and any such information may be incomplete or condensed. This evaluation is for informational purposes only and is not intended to be an offer, solicitation, or recommendation with respect to the purchase or sale of any security or a recommendation of the services supplied by any money management organization.

Further information, including current Portfolio size, performance, fees, and information pertaining to underlying holdings & investments, can be obtained from the Foundation office by contacting Angie Tatro, Executive Director, at 316-283-5474 or via email at angie@centralkansascf.org,

Central Kansas Community Foundation
301 N Main, Suite 200
Newton, KS 67114

